

ACG – Nashville, TN

May 9-11, 2024

RFAnalytic

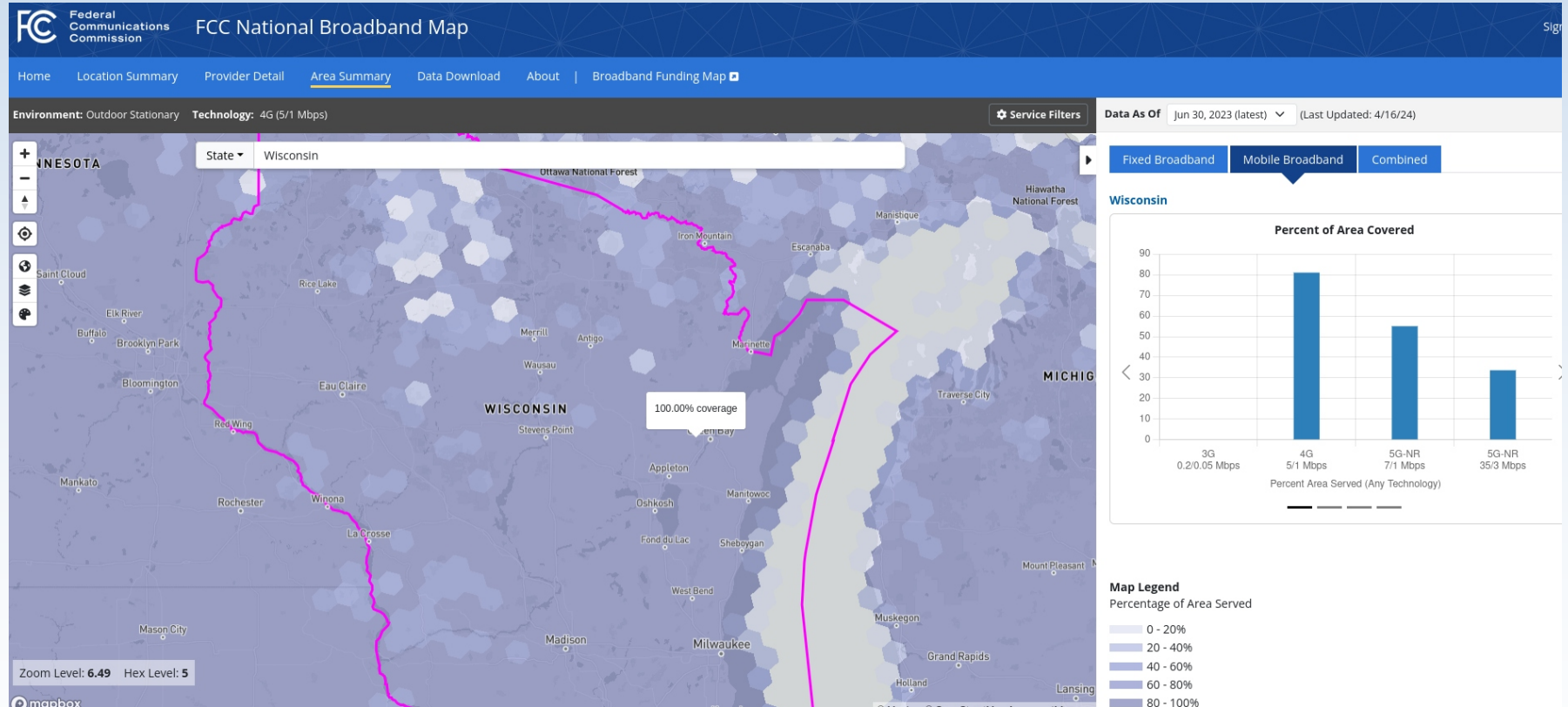
**BDC – A Closer Look**



# The FCC National Broadband map

<https://broadband.fcc.gov/broadband>

Referred to as “BDC” - Broadband Data Collection

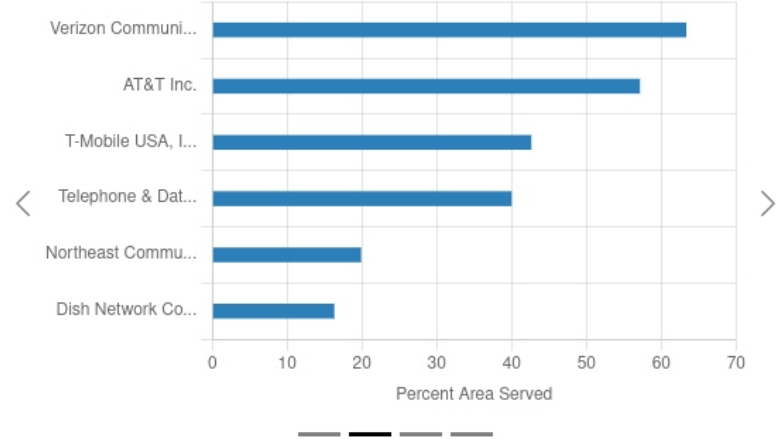


# You Already Know This



## Wisconsin

### Top 10 Providers



# What you can Learn

## 1. **Mobile**

- 3G
- 4G (LTE)
- 5G (7 Mbps / 1 Mbps)
- 5G (35 Mbps / 3 Mbps)
- Mobile Voice

## 2. **Fixed Networks**

- Copper (DSL)
- Coax (Cable)
- Fiber
- Geostationary Satellite
- Non-Geostationary Satellite (Starlink)
- Fixed Wireless Unlicensed
- Fixed Wireless Licensed (Mobile carriers)
- Fixed Wireless By Rule (CBRS - GAA)



# The Details Are In The Download

Federal Communications Commission | FCC National Broadband Map | Home | Location Summary | Provider Detail | Area Summary | Data Download | About | Broadband Funding Map | Sign In

## Data Download

[By State](#) | [By Provider](#) | [Challenges](#)

Availability Data As Of: Jun 30, 2023 (latest) | Last updated 4/16/24

[Data Spec. for BDC Public Data Downloads](#) | [BDC Public Data API Specifications](#)

### Summary

Type
<a href="#">Provider List</a>
<a href="#">Broadband Summary by Geography Type</a>
<a href="#">Provider Summary by Geography Type</a>
<a href="#">Provider Summary - Fixed Broadband</a>
<a href="#">Provider Summary - Mobile Broadband</a>

### State

Wisconsin

Technology
<a href="#">Cable</a>
<a href="#">Copper</a>
<a href="#">Fiber to the Premises</a>
<a href="#">GSO Satellite</a>
<a href="#">LBR Fixed Wireless</a>
<a href="#">Licensed Fixed Wireless</a>
<a href="#">NGSO Satellite</a>
<a href="#">Other</a>
<a href="#">Unlicensed Fixed Wireless</a>

### Mobile Availability Data by Technology

Technology
<a href="#">4G LTE</a>
<a href="#">5G-NR</a>
<a href="#">Mobile Voice</a>



# Would You Rather Know This?

## BDC - A closer look

Introduction

Signals

Delta Plot

Delta Map

AT&T



AT&T 4G coverage

AT&T 5G - 7/1

AT&T 5G - 35/3

AT&T Voice

Cellcom



Cellcom 4G coverage

Cellcom 5G - 7/1

Cellcom 5G - 35/3

Cellcom Voice

Dish Networks



Dish 5G - 7/1

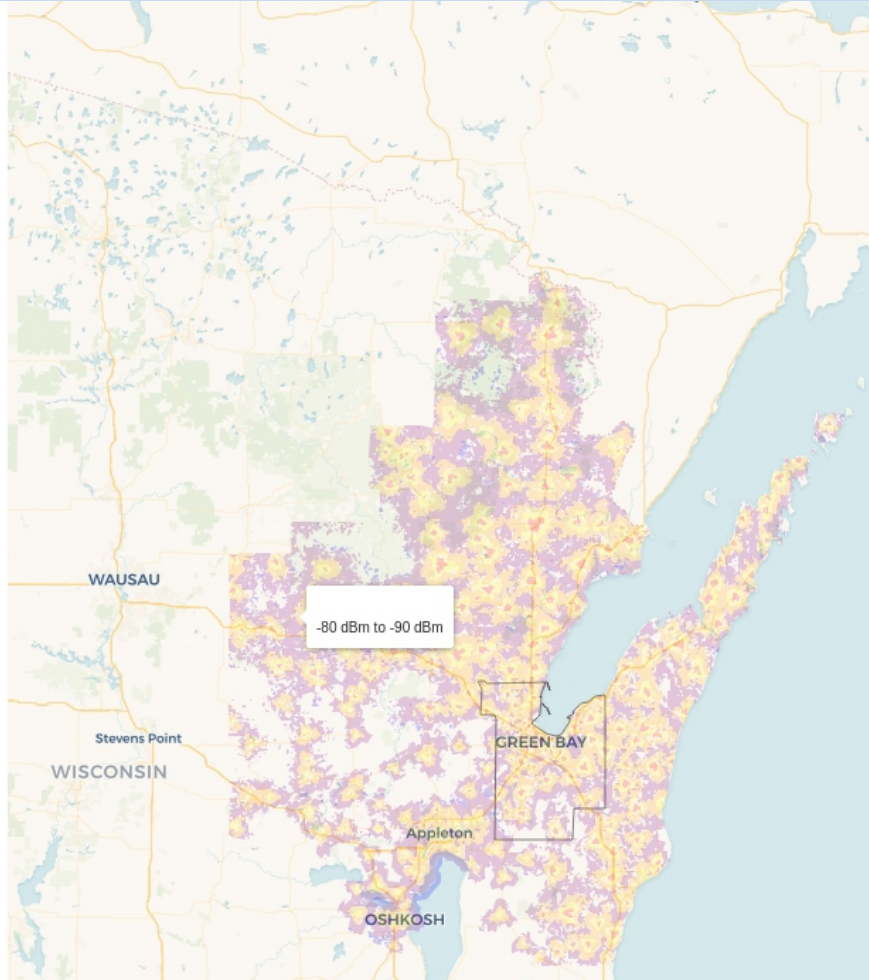
Dish 5G - 35/3

Dish Voice

T-Mobile



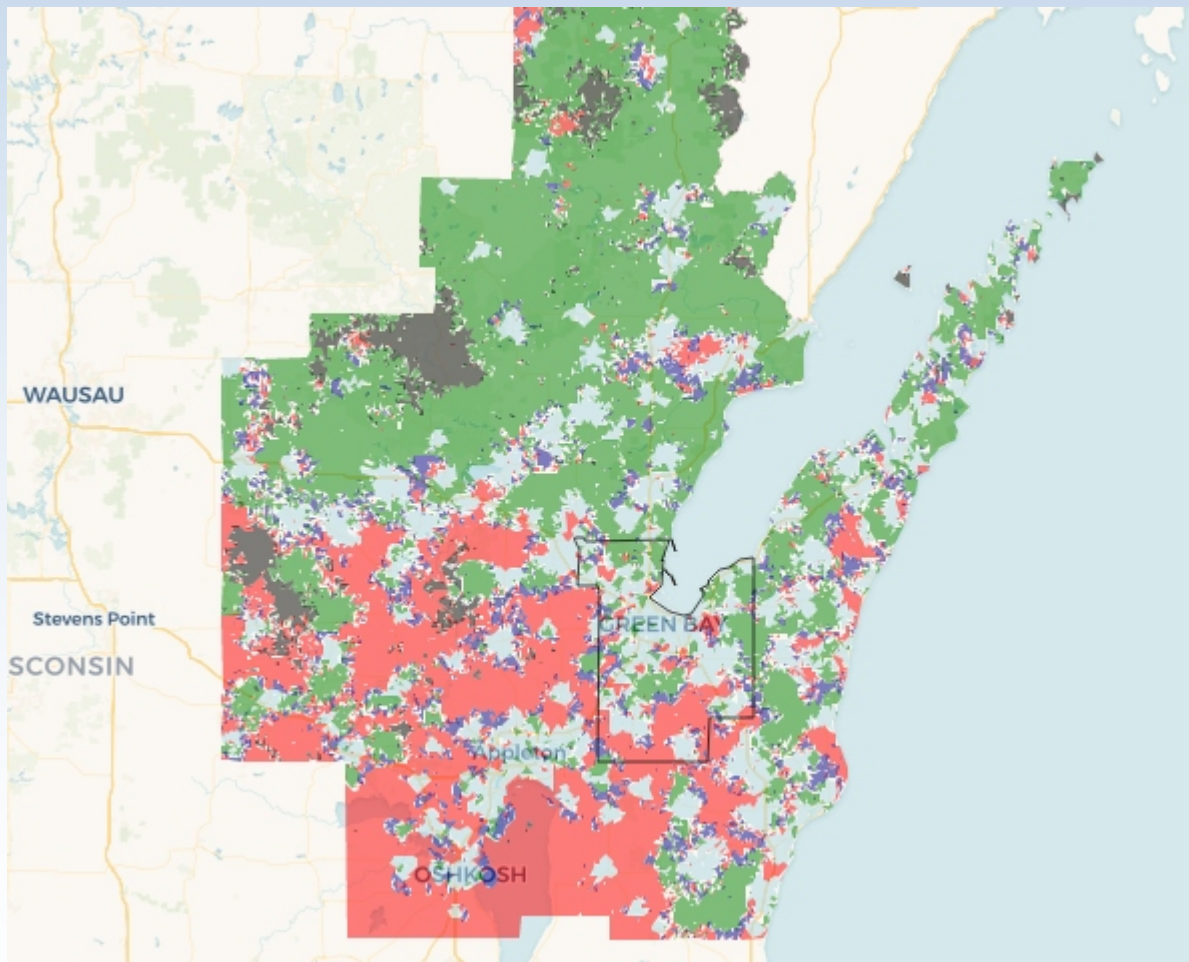
T-Mobile 4G



# Or This?

(Your network vs Competitor "X")

- **Black** - Neither carrier reports service
- **Light Blue** - Same experience either carrier (stronger than -90 dBm)
- **Dark Blue** - Same experience either carrier (weaker than -90 dBm)
- **Green** - Advantage in service vs competitor X
- **Red** - Disadvantage vs competitor X



## Pros – Cons

### Pro

- New information twice per year
- Information supplied by carrier
- Coverage
- Geographic Significance
- Monitor competitive network growth
- Compare your network to others
- No drive testing required
- Timely update one information available

### Con

- Need to manipulate the data
- Did carrier submit accurately?
- No capacity information



## BDC Made Easy

- RFAnalytic Postprocess Downloads
- Converts to Web Format
- Deploy to:
  - Desktop
  - Company LAN for access (per IT permission)





Thank you

[robert@rfanalytic.com](mailto:robert@rfanalytic.com)

